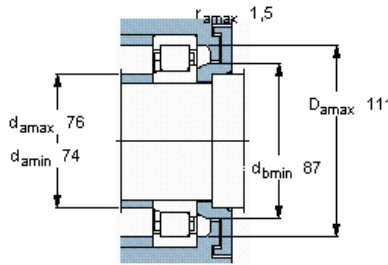
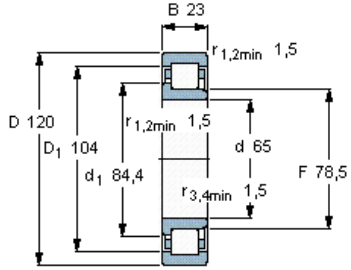


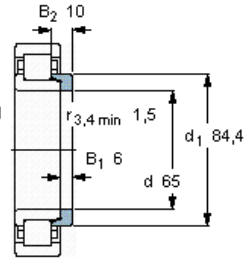
Cylindrical roller bearings, single row

Principal dimensions			Basic load ratings		Designation	Angle ring
d	D	B	dynamic C	static C0	* SKF Explorer bearing	Designation
mm			kN		-	-
65	120	23	122	118	NJ 213 ECP *	HJ 213 EC



Calculation factors

k_r 0,15
 e 0,2 γ 0,6



HJ 213 EC

Mass kg 0,12